

Company Procedure: Work Near Essential Energy's Underground Assets CEOP8041

For questions regarding or permission to release this Policy, please contact Essential Energy's Chief Risk and Compliance Officer.

If working from a printed copy of this document, check Policy Alerts and the Policy Library regularly for updates.

28 July 2021 – Issue 04
Approved By: Electrical Safety Manager
Next review date: July 2024
UNCLASSIFIED



UNCLASSIFIED

CONTENTS

1.0	PURPOSE.....	3
1.1	Disclaimer	3
2.0	INTRODUCTION.....	3
3.0	WHY THESE INSTRUCTIONS ARE IMPORTANT	4
3.1	WH&S Act 2011 and Work Health and Safety Regulations 2017	4
3.2	Dial Before You Dig	4
3.3	Look Up and Live.....	5
4.0	WHY THESE INSTRUCTIONS ARE IMPORTANT	5
5.0	Work Near Underground Cables	5
6.0	Use of Explosives.....	6
7.0	Excavation Guidelines	6
7.1	The Five Ps of Safe Excavation	6
7.2	Excavation Work Near Cables	6
7.3	Obtaining Plans	7
8.0	Contacting Essential Energy	7
9.0	Installed Essential energy electrical underground assets	8
10.0	Work Near above ground assets.....	9
11.0	minimum Approach distances for unauthorised persons.....	10
12.0	Earth grids	12
13.0	Hydro Vacuum/Air Excavation Equipment	13
14.0	excavation collapse	14
14.1	Adjacent Buildings and Structures	14
15.0	completion of excavation works	15
15.1	Bedding and Covering of Cables.....	15
15.2	Backfilled Trench.....	16
15.3	Backfilling Excavations.....	16
15.4	Damaged Underground Assets.....	16
16.0	Excavation near poles and stays	16
16.1	Minimum Trench Depths and Distance from Pole Without Pole Support.....	17
17.0	Enviromental consideration	20
18.0	for more information	20
19.0	AUTHORITIES AND RESPONSIBILITIES.....	20
20.0	DEFINITIONS	20
21.0	REFERENCES.....	21
22.0	RECORDKEEPING.....	22
23.0	REVISIONS.....	22

UNCLASSIFIED

1.0 PURPOSE

This procedure outlines the process to be followed by Essential Energy personnel, Accredited Service Providers, Contract Service providers, Contractors and the public who perform excavation work near Essential Energy's underground system. The limits of underground approach in section 11 & 12 do not apply to persons appropriately authorised by Essential Energy.

1.1 Disclaimer

Essential Energy may make this technical procedure available to external parties in the interests of providing general safety information to the Electricity Distribution Industry.

No warranty or guarantee is given or implied that this procedure (photos and diagrams) covers all situations as every electricity asset and worksite may be unique.

Any organisation utilising this procedure must undertake their own comprehensive Hazard and Risk assessment, ensure the competency of their workers, and provide them with a safe system of work in accordance with their own Safety Management System.

This procedure may illustrate techniques, tools, plant and equipment that Essential Energy has chosen and determined as suitable for its workers, but alternate options may exist that provide an equivalent (or better) safety outcome.

This procedure is subject to change at any time and printed or external electronic copies are UN-CONTROLLED.

2.0 INTRODUCTION

This procedure provides information on the process to be followed by personnel who perform excavation work near Essential Energy's underground system.

Persons must ensure that work near Essential Energy's underground system does not reduce the reliability of the electrical system or create safety hazards for Essential Energy's staff, Contractors, ASP's, the public and excavation workers.

Essential Energy's underground cables and assets operate at voltages up to 132,000 volts. Before commencing any excavation work near Essential Energy's assets, it is imperative that you read this document and incorporate the safety measures into your work documentation and practices.

This procedure is to be read in conjunction with:

- Work Health and Safety Act 2011
- Work Health and Safety Regulations 2017
- SafeWork Australia Guidelines and Codes of Practice
- SafeWork NSW Guidelines and Codes of Practice
- Electricity Supply(Safety and Network Management) Regulation 2014
- Essential Energy's CEOP8030 Electrical Safety Rules

UNCLASSIFIED

3.0 WHY THESE INSTRUCTIONS ARE IMPORTANT

3.1 WH&S Act 2011 and Work Health and Safety Regulations 2017

Part 4.7 General Electrical Safety in Workplaces and Energised Electrical Work
Division 7 Overhead and Underground electric lines

166 Duty of person conducting a business or undertaking.

1. A person conducting a business or undertaking at a workplace must ensure, so far as is reasonably practicable, that no person, plant or thing at the workplace comes within an unsafe distance of an overhead or underground electric line.
2. If it is not reasonably practicable to ensure the safe distance of a person, plant or thing from an overhead or underground electric line, the person conducting the business or undertaking at the workplace must ensure that:
 - a) a risk assessment is conducted in relation to the proposed work; and
 - b) control measures implemented are consistent with:
 - i. the risk assessment; and
 - ii. if an electricity supply authority is responsible for the electric line, any requirements of the authority.

3.2 Dial Before You Dig

Dial Before You Dig is set in NSW law under the (Infrastructure Protection) Act 2009.

These Regulations are titled the Electricity Supply (General) Amendment (Infrastructure Protection) Regulation 2010 and the Gas Supply (Safety and Network Management) Amendment (Infrastructure Protection) Regulation 2010.

Under the Regulations, Dial Before You Dig must be notified for:
almost all work on private property, including work approved by a Council
work by a public authority.
work on underground utility services.

There are exemptions for:

- emergency work and
- potholing to find underground networks.

It is compulsory to notify Dial Before You Dig of the time and place of work before the excavation work starts. You can start work as soon as you have received the plans and are satisfied that the safe working distances outlined in this document can be applied and any other requirements set by the Electrical Network Operator have been implemented.

The maps received from a DBYD request are only accurate for 28 days from issue. A new request must be made after the expiry period.



UNCLASSIFIED

3.3 Look Up and Live

The Look up and Live app is a powerline safety planning tool. The tool creates exclusion zones when zooming in on a location - providing the user with the ability to know when they should be contacting Essential Energy for powerline safety advice and a free initial onsite consultation.



4.0 WHY THESE INSTRUCTIONS ARE IMPORTANT

The challenge is to locate underground electrical assets and in particular cables of different voltages accurately, before proceeding with excavation work. Cables can be difficult to locate because the route in most cases cannot be physically traced and can be difficult to identify from physical characteristics or design parameters.

It is the responsibility of all persons working near Essential Energy's underground assets to ensure that they have identified and proven where cables are located by pot holing and have a safety management plan in place to apply safe working distances to electrical cables before excavation work takes place.

You must take appropriate precautions described in this standard when undertaking excavating works.

5.0 WORK NEAR UNDERGROUND CABLES

Work near underground cables include any work which alters the surface level above cables or conduits or places a structure above cables or conduits by powered/ mechanical excavation within the distances below.

Any work below the surface level and within 5 metres either side of any **transmission cable** or associated pilot cable.

Any work below the surface level and within 3 metre either side of any **distribution cable**.

Road boring work not already covered above, where the bore may pass within 3 metres of any **distribution cable** or conduit and within 5 metres either side of **any transmission cable** or associated pilot cable.

Any other work, whether by hand or involving machinery or plant, which has caused, or may cause any of the following:

- a) Hazards to persons from contact with cables

28 July 2021 – Issue 4

Approved By: Electrical Safety Manager

Next review date: July 2024

Page 5 of 22

UNCLASSIFIED

UNCONTROLLED COPY IF PRINTED

UNCLASSIFIED

- b) Damage to cables or conduits and associated assets
- c) Cables or cable protective covers or warning tapes or conduits or earthing conductors becoming exposed.
- d) Washout or removal of cable or conduit bedding material or backfill or replacement with different material.
- e) Collapse of cable trench.
- f) Cables or conduits being undermined or unsupported.

6.0 USE OF EXPLOSIVES

The proposed use of explosives within thirty (30) metres of underground cables and/or conduits or assets must be notified to Essential Energy before use. Explosive work cannot proceed until Essential Energy's representative has given approval.

Note: In all cases above, Essential Energy's System Controller must be notified prior to any excavation commencing.

7.0 EXCAVATION GUIDELINES

7.1 The Five Ps of Safe Excavation

1. **Plan** – Plan your job. Use the Dial Before You Dig service before your job is due to begin to receive the information you need to carry out a safe project. Also contact Essential Energy on 13 23 91 to identify any underground conduits and/or cables in the vicinity. Locate cables with electronic locating equipment.
2. **Prepare** - Prepare by reviewing the utility plans and contacting the utility if you need assistance. Look for onsite asset and infrastructure clues such as pit lids, marker posts and meters. Engage a DBYD Certified Locator which includes undertaking electronic location prior to potholing.
3. **Pothole** – Potholing (digging by hand or air/hydro/vacuum) is a method to assist in establishing the exact location of all underground infrastructure. Only use air/hydro/vacuum equipment to pothole that operates at or less than 13,790Kpa (2000psi).
4. **Protect** - Protecting and supporting exposed infrastructure is the responsibility of the excavator. Always erect safety barriers in areas at risk to protect underground networks.
5. **Proceed** – But ONLY when you have **Planned, Potholed** and put the **Protective** measures in place.

Note: If plans sent to you by Essential Energy indicate that cables are present, Essential Energy must be contacted before work commences.

7.2 Excavation Work Near Cables

Damage to underground electric cables may result in:

- injury from electric shock or severe burns, with the possibility of death
- interruption of the electricity supply to wide areas
- damage to your excavating plant
- responsibility for the cost of repairs

UNCLASSIFIED

7.3 Obtaining Plans

During the planning phase of a project, it is essential to check on the presence of any underground cables in the vicinity. To determine if cables or conduits (or other services) exist in a particular location, contact the **Dial Before You Dig** Service on:

- telephone 1100
- facsimile 1300 652 077, or
- www.dialbeforeyoudig.com.au

8.0 CONTACTING ESSENTIAL ENERGY

Once you have received Essential Energy plans from DBYD, check the work site to determine whether excavating work will be in the vicinity of electrical apparatus/ equipment, cables and/or conduits as indicated on the plan.

A cover letter from Essential Energy will be attached to your DBYD request with links to this document and contact details. You should be contacting Essential Energy for safety advice and a free onsite initial consultation.

For powered/mechanical excavation work near underground cables that are within the minimum clearances as set out in this procedure, it is compulsory for unauthorised persons to arrange for an Essential Energy representative to attend the worksite. Telephone Essential Energy Network Enquiries - 13 23 91.

Wherever possible, Essential Energy's representative should be booked four weeks before work commences, this is to ensure the work is undertaken safely and so as not to endanger the workers or damage underground assets.

Relevant details should be provided and the representative's attendance arranged.

When contacting Essential Energy information provided should include:

- name of the person in charge - site manager or coordinator
- contact details of the person in charge.
- address of the worksite.
- description of the work to be performed at site and time frames.

Essential Energy's representative is not supervising the work, nor providing safe work methods for undertaking the work – these are the responsibility of the person in charge of the works.

Essential Energy's representative is not responsible for the locating or pot holing of underground assets – these are the responsibility of the person in charge of the works.

However, work in the vicinity of underground cables and apparatus/ equipment must incorporate any requirements indicated by Essential Energy's representative and be in accordance with this procedure. Any safety advice provided by Essential Energy is only valid for 28 days from the date the advice was provided. After 28 days new safety advice must be sought from Essential Energy.

All powered/ mechanical excavation work in the vicinity of Essential Energy's underground assets within the limits of distance "B" of underground approach as set out in **section 11.0**, must have a written hazard and risk control assessment and safety management plan submitted to Essential

UNCLASSIFIED

Energy, an observer appointed to ensure safe approach distances are not encroached and a toothless bucket used.

The written hazard and risk control assessment and safety management plan shall consider and address as a minimum the following:

- name of the person in charge - site manager or coordinator.
- Potholing parallel to any existing cable/s along the proposed route length at 10 metre intervals
- Marking the proposed excavation route to assist in holding the excavation line.
- The use of hydro vacuum excavation equipment to prevent cable damage.
- The use of a toothless bucket
- Installing barriers to prevent contact with existing cables.
- Appointing an observer to maintain the excavation route course.
- Proximity of excavation in relation to any existing cable
- De energising effected cables at risk from excavation.
- Soil conditions around the cable/s
- Proposed shoring methods to prevent trench excavation collapse.
- Duration of works
- Shoring installation and removal process
- Requirements to independently support existing cables during the works.
- Proximity of existing adjacent services and excavations
- Proposed backfilling methods.
- Monitoring and engineering/ geotechnical supervision during the works

If appropriate controls of the risks of mechanical excavation near energised apparatus/ cables cannot be met, the apparatus/ cables will be de energised and a regulated charge will be made for this service.

An observer can be provided by Essential Energy and a **recoverable works charge will be made for this service** or an observer can be appointed by the worksite controller to provide dedicated attention to the activity being carried out.

Note: Essential Energy's representative shall record an enquires on a CEOF6481 Underground Cables: Location Advice form and CEOF1131 Authorised Person Site Visit for Safety Advice with all relevant information attached, entered in TotalSAFE – Global Audit Templates – ATE- 000048 Construction Work Underground along with the written assessment and safety management plan.

9.0 INSTALLED ESSENTIAL ENERGY ELECTRICAL UNDERGROUND ASSETS

Whenever powered/ mechanical excavation takes place, indications of underground cables in the vicinity include the presence of steel or concrete street lighting standards with no overhead lines attached, pits, cubicles and pillars in the footpath, or cables running down the side of poles into the ground.

UNCLASSIFIED



Careful observation of the spoil while excavating or boring can alert the individual to the presence of underground cables. A noticeable change in soil may indicate backfill material which could have been used in a cable trench.

Various forms of identification cover may have been used over Essential Energy's cables.

Examples include:

- 'electric' clay bricks
- concrete cover slabs
- PVC cover slabs
- PVC or asbestos cement (AC) conduit, earthenware, galvanised or iron pipe
- concrete encased PVC or AC pipe
- polymeric cable covers.
- thin plastic marker tape.

10.0 WORK NEAR ABOVE GROUND ASSETS

Working near above ground assets such as steel or concrete street lighting standards, pits, cubicles and pillars and pad mounted substations creates additional risk to operators of plant. For excavation work, the approach distance that must be maintained for unauthorised persons is 3 metres regardless of the voltage concerned. The electrical network operator must be contacted prior to any excavation. It is compulsory for unauthorised persons to arrange for an Essential Energy representative to attend the worksite.

Telephone Essential Energy Network Enquiries - 13 23 91 for an Essential Energy representative to attend the site and determine the appropriate action and controls to be adopted. This may involve the isolation of electricity supply while the excavation works are completed.

Any work within 3 metres of exposed conductors associated with the above ground asset must be carried out by authorised or instructed persons only. Authorised persons are either Essential Energy employees or Accredited Service providers who are electrically qualified and have completed the appropriate electrical safety rules training and assessment and have been

UNCLASSIFIED

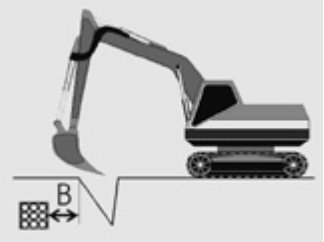
authorised in writing by Essential Energy. An instructed person is a person adequately advised or supervised by an authorised person to enable them to avoid the dangers electricity may create.

Work that disturbs low voltage Concentric Neutral Solid Aluminium Conductor (CONSAC) or PILC cable terminations and joints, must not be undertaken while the cables are energised.

An electrically qualified and authorised person can be provided by an Authorised Service Provider (information NSW Trade and Investment Website) or Essential Energy where a **recoverable works charge will be made for this service.**



11.0 MINIMUM APPROACH DISTANCES FOR UNAUTHORISED PERSONS

Electrical Assets	Clearances	No Go Zone for Powered Excavation	Controls	Typical Depths
<p>Types of underground assets</p> <p>(Note: The owners of assets registered with the Dial Before You Dig service and covered by this Guideline require an enquiry through this free service and the compliance with any directive issued with information regarding the asset)</p>	<p>The minimum approach distance for individuals carrying out work near underground assets</p>	<p>Distance 'B' is the minimum approach distance for powered excavating machines</p>  <p>For directional boring across the line of an asset a minimum clearance of 300 mm from the asset shall be maintained and a slit trench installed.</p> <p>For directional boring parallel to the asset and at the level of the asset, a clearance of 500 mm shall be maintained from the edge of the nearest asset.</p>	<p>If the risk assessment identifies a potential risk of making contact with both underground and overhead assets, two observers would be required. One observer to ensure that the machinery maintains a safe distance from underground assets, the other observer to ensure a safe distance from the overhead powerlines In the case of gas or electricity assets, an</p>	

UNCLASSIFIED

		It may be necessary to dig trial/potholes to prove the location of the nearest asset at points of 10-15 metres along the route. If this cannot be achieved the mains will be de energised	appropriate fire extinguishing system must be at the work site. If the width and/or depth of the excavation will expose the asset, the asset owner must be contacted prior to commencing work	
Low Voltage Electricity Cables < 1000V	Hand dig or vacuum extraction only	300mm	Must contact asset owner for specific conditions. To work within 300mm a written hazard and risk control assessment and safety management plan required, and observer must be appointed.	450 – 750 mm
Electrical Assets	Clearances	No Go Zone for Powered Excavation	Controls	Typical Depths
High Voltage Electricity Cables from > 1000V up to 11,000V (11kV)	Hand dig or vacuum extraction only	600 mm	Must contact asset owner for specific conditions. To work within 600mm a written hazard and risk control assessment and safety management plan required, and observer must be appointed.	450 – 750 mm
High Voltage Electricity Cables from > 11,000V (11kV) up to 33,000V (33kV)	Must contact asset owner	3.0 metres or Do Not enter electrical easement	Must contact asset owner for specific conditions. To work within 3.0 metres a written hazard and risk control assessment and safety management plan required, and observer must be appointed.	600 – 1000 mm

UNCLASSIFIED

Extra High Voltage Electricity Transmission cables – voltages above 33,000V (33kV)	Must contact asset owner	5.0 metres or Do Not enter electrical easement	Work must be carried out under the direct supervision of the asset owner.	800 – 1200 mm
--	--------------------------	--	---	---------------

12.0 EARTH GRIDS

If you are planning excavation work in the vicinity of a pole substation or padmount substation, contact Essential Energy on **13 23 91** to arrange a cable location.

Essential Energy's underground and overhead electrical distribution assets have earth grids buried 0.5 metres below ground in their immediate vicinity. The earth conductor may or may not be covered with warning tape/barrier.

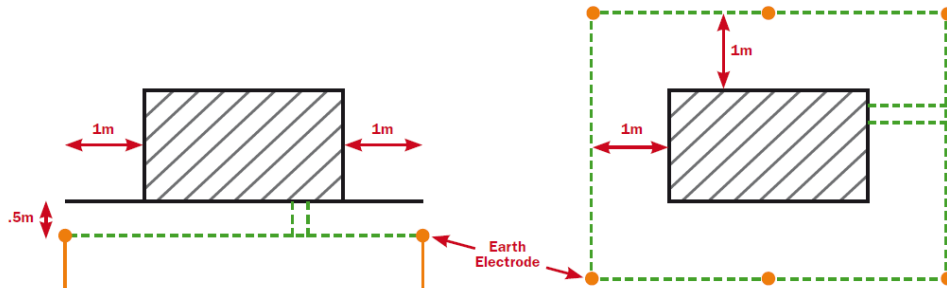
These buried grids consist typically of horizontal bare copper conductors and vertical electrodes and are not shown on a **Dial Before You Dig** enquiry.

If an earth grid is damaged or broken – stay clear, do not attempt a repair and immediately contact Essential Energy on **13 20 80**.

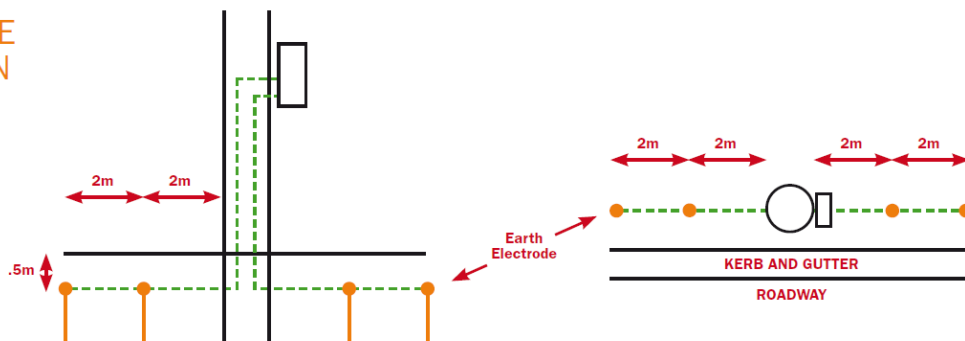
The earth grid associated with a Single Wire Earth Return (SWER) network is particularly hazardous as it carries high voltage load current.

For this reason, all excavation work in the immediate vicinity of Essential Energy electrical earth grids should be by hydro/air vacuum excavation or by hand digging.

PADMOUNT

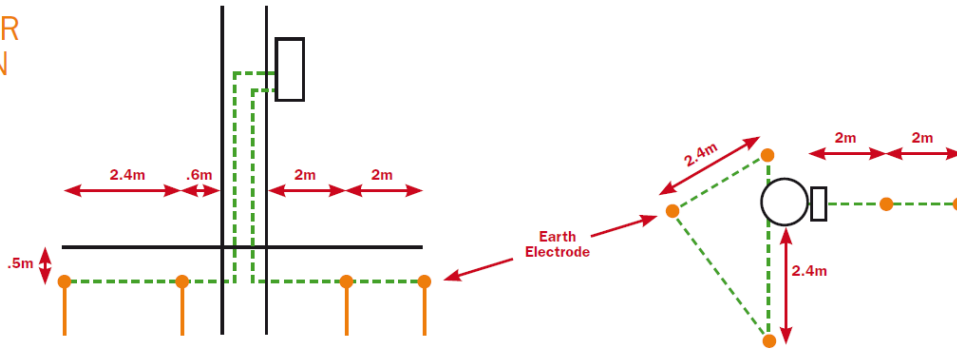


URBAN POLE SUBSTATION



UNCLASSIFIED

RURAL SWER SUBSTATION



13.0 HYDRO VACUUM/AIR EXCAVATION EQUIPMENT

When performing hydro/air vacuum excavation near energised cables, the operator and any assistant shall stand on an equipotential conductive mat that is electrically connected to the metalwork associated with the machine controls, the water lance, and the greater mass of earth via a driven earth stake or nearby Known Permanent Earth (KPE) or by creating an insulated work site by standing on insulated ground mat/s and wearing an insulating glove (with approved outer gloves) on EACH hand.

Equipment operators are reminded that high pressure water can be dangerous, and that high pressure equipment should only be used for the purpose intended. While pressure washers and hydro - excavation digging equipment can look similar, they can run at significantly different pressures and should only be used for the purpose intended.

Equipment operators are encouraged to understand the pressure ratings of the equipment and ensure that safe system of work is implemented.

Note: Only use hydro/vacuum/air equipment to pothole that operates at or less than 13,790Kpa (2000psi).



Hydro Excavation Equipment



Hydro excavation in progress

UNCLASSIFIED

UNCONTROLLED COPY IF PRINTED

UNCLASSIFIED

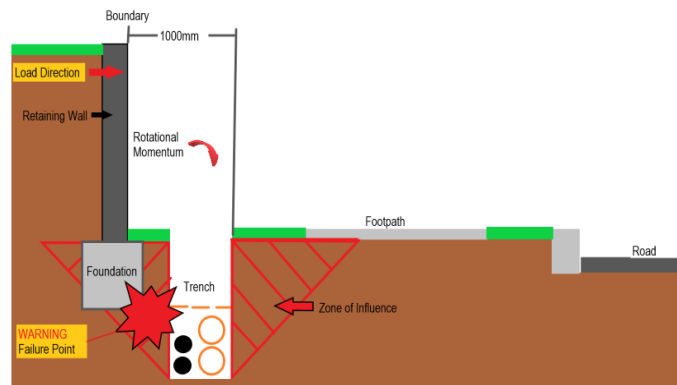
14.0 EXCAVATION COLLAPSE

Excavation work may seriously affect the security or stability of any part of a structure at or adjacent to the location of the proposed excavation which can lead to structural failure or collapse.

For any excavation work carried out by unauthorised persons within 3 metres of Essential Energy Essential Energy above ground assets or structures (other than poles) it is compulsory to arrange for an Essential Energy representative to attend the worksite. Telephone Essential Energy Network Enquiries - 13 23 91.

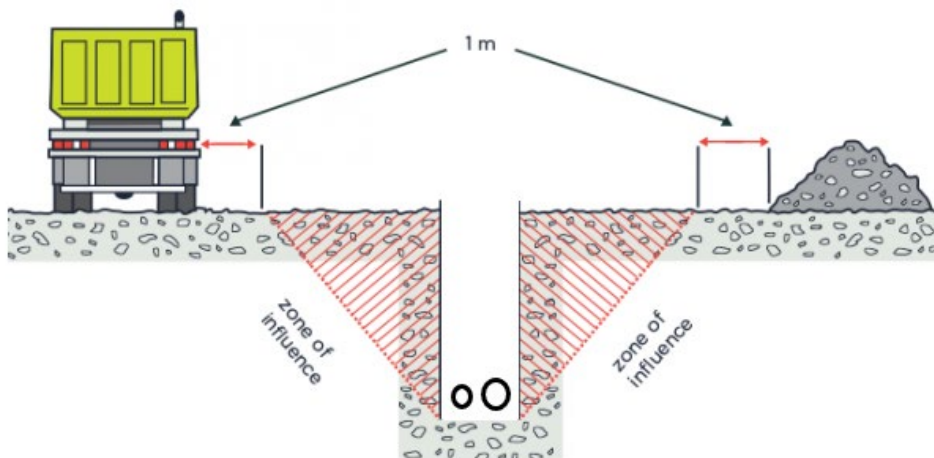
14.1 Adjacent Buildings and Structures

Excavation work must not commence until steps are taken to prevent the collapse or partial collapse of any potentially affected Essential Energy assets or structure. Trenching in the zone of influence near retaining walls or other structure foundations may cause foundation failure.



Any excavation that is below the level of the footing of any Essential Energy assets or structure including retaining walls that could affect the stability of the structure must be assessed by a competent person such as a civil engineer and secured by a suitable ground support system which has been designed by a competent person. Suitable supports to brace the structure may also be required and should be identified by a competent person.

Soil stockpiles also need to be considered as they are an increase in ground loading and are often located close to the trench extremities.



It is also important that other buildings/structures in and around the excavation site are not adversely affected by vibration during the excavation work. Special precautions may need to be

28 July 2021 – Issue 4

Approved By: Electrical Safety Manager

Next review date: July 2024

Page 14 of 22

UNCLASSIFIED

UNCONTROLLED COPY IF PRINTED

UNCLASSIFIED

taken in the vicinity of hospitals and other buildings containing equipment sensitive to shock and vibration.

Excavation work must be carried out in a way that does not cause flooding or water penetration to any essential Energy assets or adjacent structures.



15.0 COMPLETION OF EXCAVATION WORKS

Before reinstating/backfilling of excavation works takes place where cables and conduits have been exposed, contact with an Essential Energy representative must be made to ensure Essential Energy underground design standards are met.

Essential Energy's representative must be consulted before compaction equipment is used over buried cables.

15.1 Bedding and Covering of Cables

Direct buried cables and conduits must be bedded on a layer of clean, approved bedding material, free of any sharp objects, slag, organic or other harmful substances. The sand must be small grain, non-compactable and preferably a colour which is distinct from the surrounding soil.

The minimum thickness of the layer of bedding must be 50mm below the cable with 150mm over the top. Particular care shall be taken when backfilling around cables to ensure that broken pavers and other sharp objects are not mixed with the bedding material.

Orange PVC hard cable cover/ electrical warning tape shall be laid to completely cover all conduits and any direct-laid **distribution cables** which have been disturbed. The PVC hard cable cover/ electrical warning tape is used to provide a warning of the presence of cables. Only cable covers approved by Essential Energy shall be used.

Where transmission cables are involved, Essential Energy's representative will provide details of the backfill and cover required.

Essential Energy approves the use of cable cover/ electrical warning tape 150mm wide to cover electrical single-cable or single conduit installations.

The worksite controller will be responsible for the provision of 150mm wide PVC hard cable cover/ electrical warning tape across the full width of the trench.

Following the installation of the PVC hard cable cover/ electrical warning tape, the trench may then be backfilled using backfill materials approved by Essential Energy's CEOM7199 Underground Construction Manual.

UNCLASSIFIED

15.2 Backfilled Trench

In the situation that the PVC hard cable cover/ electrical warning tape are damaged during the excavation process, they shall be replaced by the party that carried out the work before any backfilling can take place. The PVC hard cable cover/ electrical warning tape should be centrally positioned over the cable and/or conduit.

PVC hard cable cover/ electrical warning tape can be obtained from Essential Energy's Procurement Branch or through Essential Energy's representative.

15.3 Backfilling Excavations

Unless otherwise stated, backfilling of trenches and other excavations shall be carried out in accordance with Essential Energy's CEOM7199 Underground Construction Manual. Any excess spoil is to be removed from the work site, and the area to be restored to a minimum of its original state.

15.4 Damaged Underground Assets

If any underground assets are damaged, you should contact Essential Energy immediately

- **call Essential Energy's 24-hour supply interruptions line – 13 20 80 to switch off the power if required or report damage or exposure cables / conduits.**
- never approach a damaged underground cable, as they can be still alive.
- remain on/inside the machinery until the supply is isolated.
- keep everyone at least eight metres away from the incident site, the person or any machinery making contact with underground cable.
- untrained persons should not attempt to rescue a person receiving an electric shock or the rescuer can receive a shock too.
- if possible, the operator should break contact between the machinery and underground cable.

Note: Any person who has received an electric shock, no matter how small should seek medical advice.

16.0 EXCAVATION NEAR POLES AND STAYS

An assessment by a competent person is not required for excavation depths up to 250mm.

For excavation depths greater than 250mm near power poles and stays it is mandatory to arrange for an Essential Energy representative to attend the worksite 2 weeks prior to work commencing. Telephone Essential Energy Network Enquiries - 13 23 91.

For excavation depths greater than 250mm near power poles and stays a written assessment and safety management plan shall be carried out by a competent person to ensure that the short and long term structural stability of Essential Energy poles and assets are maintained and provided to the Essential Energy representative.

The form CEOF6481 Underground Cables Location Advice shall be completed by the Essential Energy representative when excavating near Power Poles and Stays and recorded in TotalSAFE Global Audit ATE-0000048 Construction Work Underground along with the written assessment and safety management plan.

Examples of where an assessment is required:

28 July 2021 – Issue 4

Approved By: Electrical Safety Manager

Next review date: July 2024

Page 16 of 22

UNCLASSIFIED

UNCONTROLLED COPY IF PRINTED

UNCLASSIFIED

- a. Where doubt exists as to the suitability of the soil within the 'Do Not Disturb' zone to adequately support the pole.
- b. Where excavation is required to be carried out within the 'Do Not Disturb' zone.
- c. Where the excavation near any particular pole will be 'open' for more than a week.
- d. Where a permanent channel, drain or similar is being constructed in the vicinity of a pole.

In the cases of c. and d. the provisions of HB 331- 2012 (Standards Australia) may need to be applied, to increase the separation between pole and trench, support the pole during the works, or replace the pole with another of greater embedment.

The assessment shall be forwarded to Essential Energy for review and comments prior to works being carried out.

The written assessment shall consider and address as a minimum the following:

- Pole loading (vertical and lateral)
- Condition of pole (with and without pole nailing)
- Foundation depth of pole
- Proximity of excavation in relation to pole
- Soil conditions
- Proposed shoring methods.
- Duration of works
- Shoring installation and removal process
- Requirements to independently support pole/structure during the works
- Proximity of existing adjacent services and excavations
- Proposed backfilling method.
- Staging of work
- Monitoring and engineering/ geotechnical supervision during the works

16.1 Minimum Trench Depths and Distance from Pole Without Pole Support

A written assessment and safety management plan must be carried out by a competent person to indicate how the pole will be supported to prevent falling during excavation within the "Do Not Disturb Zone" (zone of influence) as depicted below.

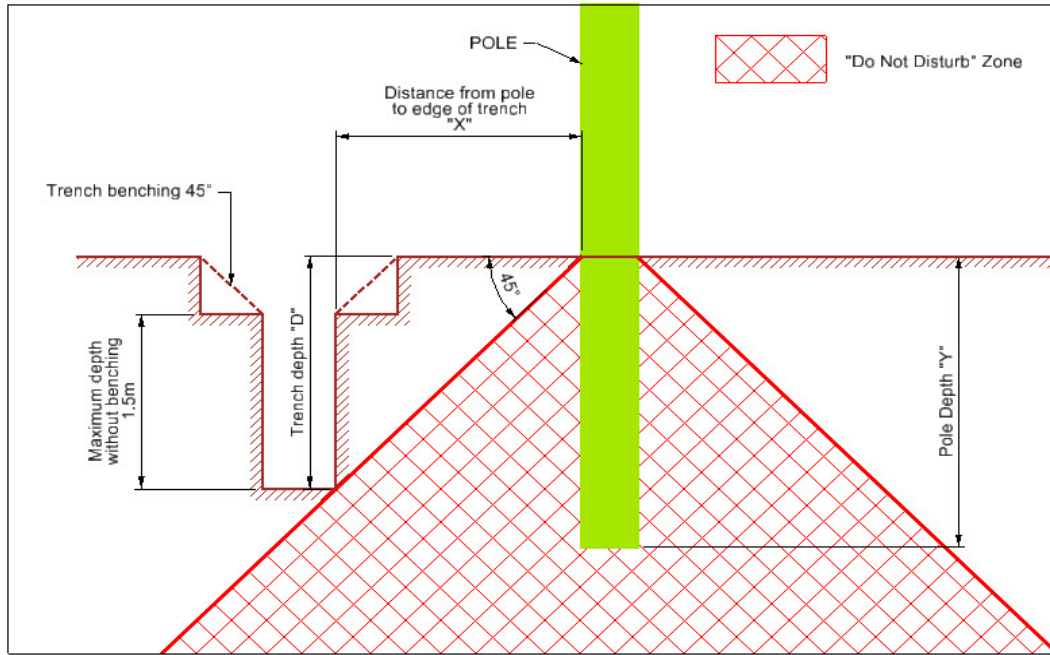
The competent person must determine the depth of trench "D", the pole depth "Y" and ensure the excavation (including benching) is no closer to the pole than distance "X" which is equal to "D".
Example: If the trench depth "D" is 1.5 metres then distance "X" is 1.5 metres

If an excavation/trench is required to be within the "Do Not Disturb Zone", the excavator must design a support system to retain the soil and /or support the pole by approved means.

Pole support is a monopoly function that can only be performed by Essential Energy unless associated ASP works carried out under a contestable certified design

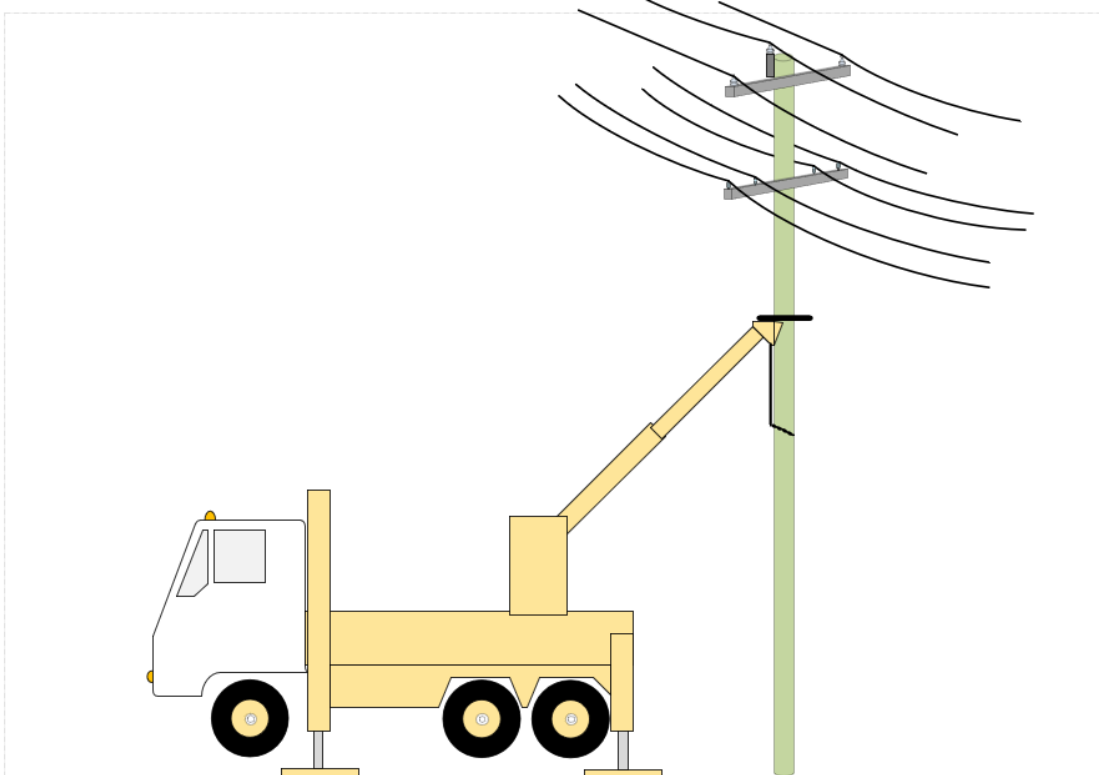
See below diagram:

UNCLASSIFIED

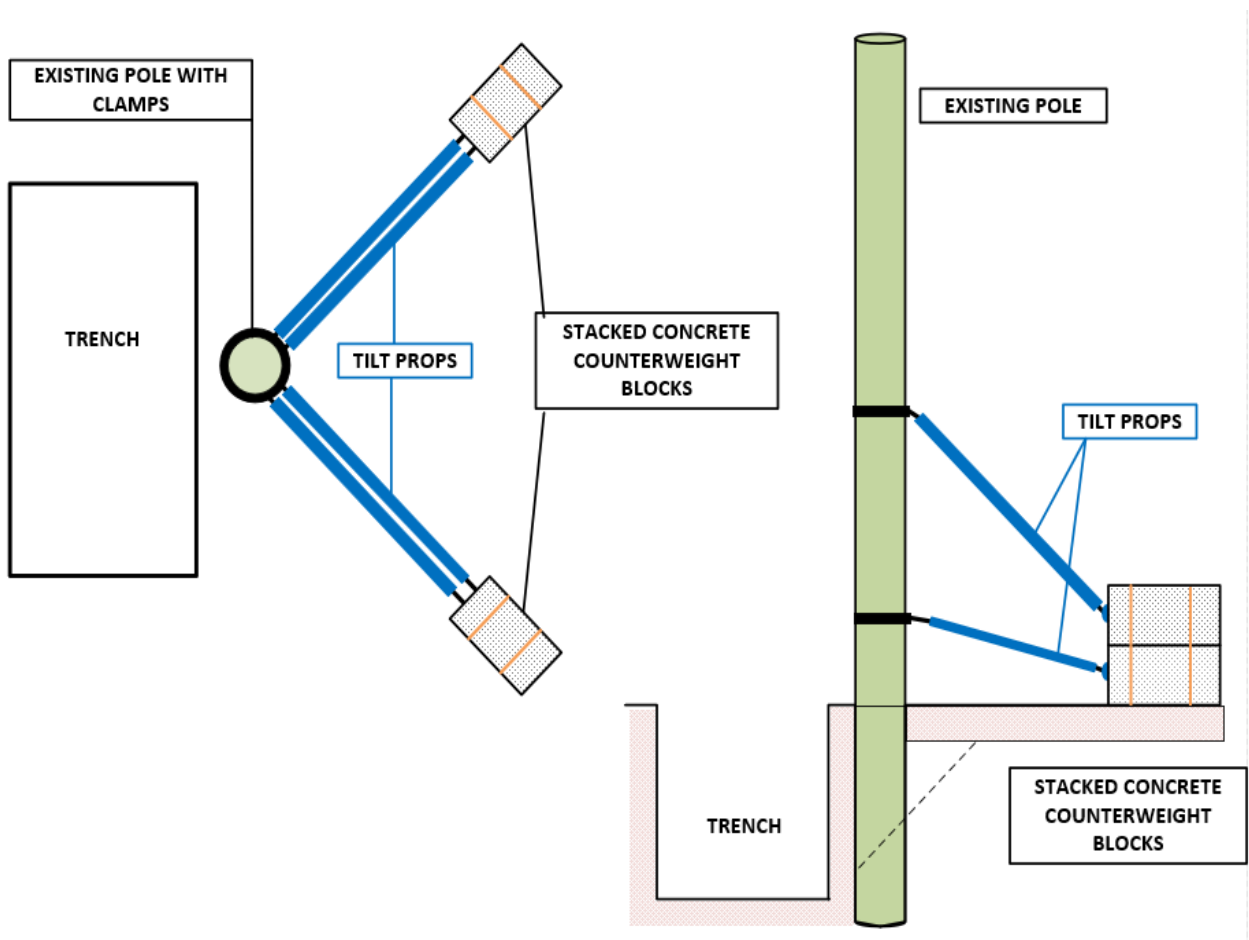


Excavation causing pole collapse.

UNCLASSIFIED



Crane Lifter Borer supporting a pole to excavate within the do not disturb zone.



UNCLASSIFIED

Struts and concrete blocks in combination for pole support.

Alternate methods of Pole Support (other than a crane) require approval by Essential Energy's Principal Civil Engineer.

17.0 ENVIRONMENTAL CONSIDERATION

Worksite controllers need to be the complete environmental practitioner and be aware of any environmental implications of the excavation and route selection, materials and equipment etc. as they may impact on the environment.

It is a requirement that all proposed work must have an appropriate environmental impact assessment carried out in accordance with the Environmental Planning and Assessment Act 1979 (EPA Act) and in accordance with Essential Energy document CECM1000.70 HSE Manual: Environmental Impact Assessment NSW.

It is a requirement that a risk assessment be carried out to identify potential environmental and fire hazards which could be created at a proposed excavation site. Appropriate changes to the design must then be made to eliminate these hazards. The design and works must be carried out in accordance with the EIA and all relevant legislation and local requirements.

There are numerous and detailed legislative requirements regarding the disposal of waste generated from trenching and potholing. More information on these requirements can be found in the Operational Guideline CERM1000.75c - Trenching, Underboring & Vacuum Extraction-Excavation Waste, or by contacting one of Essential Energy's Environmental Specialist

18.0 FOR MORE INFORMATION

For more information and electrical safety advice please call:

Essential Energy General Enquiries 13 23 91
Essential Energy Supply Interruptions 13 20 80

19.0 AUTHORITIES AND RESPONSIBILITIES

Position / Title	Responsibility
All persons involved in excavation and civil works	<ul style="list-style-type: none">Entire document
Electrical Safety Manager	<ul style="list-style-type: none">Authorise document

20.0 DEFINITIONS

Accredited Service Provider

An individual or entity accredited in accordance with the Electricity Supply (General) Regulation 2001.

Active Observation

To provide dedicated attention to the activity being carried out. This includes the clarification of any intended movement of plant with the observer prior to such movement taking place.

UNCLASSIFIED

Authorised Person

Person with technical knowledge or sufficient experience who has demonstrated competency and has been approved, in writing, by Essential Energy to carry out specific duties associated with the supply or use of electricity.

Contract Service Provider (CSP)

An individual or entity authorised by Essential Energy to carry out work on the Essential Energy network under a contractual arrangement.

Hand Excavation

The use of shovels, picks, mattocks crow bars and similar tools with no mechanical independent source of power that have a limited capacity to penetrate soil.

High voltage (HV) cable

A distribution cable operating at 11,000 volts or higher, or a Transmission cable.

Low voltage (LV) Cable

A distribution cable operating at 240/400 volts.

Transmission mains/cables

Cables and other equipment operating at 33,000 volts or higher.

Vacuum/hydro excavation

Excavation using equipment designed to use water or air pressure to loosen soil and other materials and a vacuum to remove it.

Observer

A person competent to observe the task and specifically assigned the duty of actively observing (see active observation) and warning against unsafe approach to live cables or other unsafe conditions.

Zone of Influence

Is the loading or unloading of the ground in the proximity of a structure that may impact its performance or integrity. This is typically measured 45° out from the object.

21.0 REFERENCES

Internal
Form - Advice of Location of Underground Cables – CEOF6481
Procedure – Electrical Safety Rules - CEOP8030
Manual – Excavation Manual – CEOM1000.95
Manual - HSE Manual – CECM1000.02
Process Construction Work Underground Global Audit - ATE-0000048

External
SafeWork NSW Guide 2007 - <i>Work Near Underground Assets - Guide</i>
WorkCover NSW - <i>Excavation work code of practice 2020</i>
Work Health & Safety Act 2011

UNCLASSIFIED

Work Health & Safety <i>Regulations 2017</i>
Safe Work Australia – <i>Working in The Vicinity of Overhead and Underground Electric Lines</i>
Standards Australia – <i>HB 331- 2012</i>

22.0 RECORDKEEPING

The table below identifies the types of records relating to the process, their storage location and retention period.

Type of Record	Storage Location	Retention Period
Nil entry		Records Management Toolkit

* The following retention periods are subject to change eg if the records are required for legal matters or legislative changes. Before disposal, retention periods should be checked and authorised by the 'Records Management Team'.

23.0 REVISIONS

Issue No.	Section	Details of changes in this revision	Change Risk Impact?
2	Start	Document prepare position change	Low
	Section 2.2	Changed DBYD request are only accurate from 21 to 28 days	
	Section 9	Addition of examples for safety management plan	
	Section 14.1	Wording and diagram change	
	Section 15	Addition of paragraph on the legislative requirement regarding the disposal of waste	
3	All	Update to current statutory departments and WH&S Regulation to 2017	Low
4	Section 3.3	Addition of Lookup and Live	Low
	Section 12	Addition of Earth Grid information	
	Section 14	Additional information added on Zone of Influence	
	Section 16.1	Additional information on alternative methods of Pole support	